

# IELTS Progress Check FAQs



## 1. General questions

- Q. What is IELTS Progress Check?
- Q. Should I take IELTS Academic or IELTS General Training?
- Q. How many days of access will I get for each IELTS practice test I purchase?
- Q. When will I get my IELTS Progress Check Results?
- Q. Can under-16s purchase IELTS Progress Check?
- Q. What is the difference between IELTS Progress Check practice tests and the real IELTS test?

## 2. Taking a practice test

- Q. Do I have to complete all four sections to receive a result?
- Q. Why isn't the IELTS Progress Check timed like the real IELTS test?
- Q. Can I review my answers during the test?
- Q. What happens if I have to stop – or lose access – part of the way through the test?
- Q. How do I submit my practice test for marking?
- Q. How can I pause the test if I need to take a break?
- Q. Can I go back and change my answers?

## 3. Results and marking

- Q. When and how will I get my results report?
- Q. Who is doing the marking?
- Q. I took more than one practice test. Why are my results different?
- Q. I am not happy with my score. Can I request a re-mark?
- Q. Can I use my result to apply for study, work or visa applications?

## 4. My Account

- Q. How can I change my password?
- Q. How can I change my contact details?
- Q. I need a receipt for my payment.
- Q. I have accidentally added two items to my basket. How can I remove one?
- Q. Can I purchase multiple tests?
- Q. How can I get a refund?

## 5. Technical questions

- Q. How can I start my IELTS practice test?
- Q. Can I pause the Listening or Speaking tests?
- Q. What happens if I exceed the recommended time allowed for the test?
- Q. What does the Flag button do?
- Q. I can't access IELTS Progress Check via Internet Explorer. What can I do?
- Q. My audio is not playing and I have missed a part of the Listening test.
- Q. My microphone is not working for my Speaking test and I have missed part of the test.
- Q. My text is not displaying correctly (overlapping).
- Q. I am encountering errors when accessing the Speaking test.
- Q. How do I return to my dashboard after completing a section of the test?
- Q. Once I have finished the practice test, can I access the same test again?

# IELTS Progress Check FAQs



## 1. General questions

### **Q. What is IELTS Progress Check?**

IELTS Progress Check provides official, computer-based IELTS practice tests that are assessed and scored by official IELTS markers.

Every IELTS Progress Check report includes an indicative IELTS band score result, with detailed official feedback on your performance. This will help you to improve your preparation for your real test.

You will only be able to submit your test for assessment once you have completed all four sections. You will receive your IELTS Progress Check report within five days of completing the test.

### **Q. Should I take IELTS Academic or IELTS General Training?**

To make this decision, visit [www.ieltsessentials.com](http://www.ieltsessentials.com) to see details of the organisations and institutions that accept IELTS. You should also check with the education institution, immigration authority or professional organisation to which you are applying for its specific IELTS requirements.

If you require IELTS for more than one reason, aim for the highest band requirement. Many organisations will accept IELTS Academic test results in place of IELTS General Training results, but they probably will not accept General Training results in place of Academic results. Discuss your individual requirement with the organisations to which you intend to apply.

### **Q. How many days of access will I get for each IELTS practice test I purchase?**

You will receive 120 days of access for each IELTS practice test you purchase.

### **Q. When will I get my IELTS Progress Check results?**

Your IELTS Progress Check report, including your indicative IELTS band score and marker feedback, will be ready five days after completing the test. You will receive your report by email. To access your report via the IELTS Progress Check site, simply go to the 'My Account' tab and select the test you took. There will be a notification on the screen when your results are ready.

### **Q. Can under-16s purchase IELTS Progress Check?**

Students under the age of 16 are allowed to take IELTS Progress Check, but it is not recommended. The test content of both IELTS Progress Check and the actual IELTS test are designed for adult English language learners.

### **Q. What is the difference between IELTS Progress Check practice tests and the real IELTS test??**

IELTS Progress Check is an IELTS preparation & support tool, where you can complete official IELTS practice tests online. It is not an actual IELTS test and your IELTS Progress Check Report is not an official IELTS Test Report Form.

# IELTS Progress Check FAQs



## 1. General questions

### Q. Is the IELTS Progress Check practice test experience different to an actual IELTS test day experience?

IELTS Progress Check practice tests enable you to try authentic IELTS test content and receive feedback from IELTS experts. Given that IELTS Progress Check is designed as a preparation & support tool, and that each IELTS Progress Check practice test is not timed, there are inevitably some differences between the IELTS Progress Check practice test experience to an actual IELTS test day experience. Some of these differences include:

	IELTS Progress Check	Paper based IELTS	Computer delivered IELTS
Total test time	IELTS Progress Check practice tests are not timed. We recommend you time yourself to get the most realistic results, however we do not enforce a timer because we want you to be in control of your practice.	Not applicable	Listening (30 minutes) Reading (60 minutes) Writing (60 minutes) Speaking (11-14 minutes)
Speaking test – time	A countdown timer shows you how much time you have to answer each question. Don't worry if you talk for slightly longer than the recording allows. The speaking sample will be long enough to assess your answers.	The Speaking test examiner may enable you to speak for slightly longer if you have a lot to say, but will usually move you along to the next question.	
Speaking test – asking to repeat a question	If you do not hear a question in the Speaking test, it will not be repeated. You can however start the complete Speaking test again.	You can ask the Speaking test examiner to repeat a question.	
Listening test – answer transfer time	At the end of the Listening test, you will have 10 additional minutes to transfer your answers.		You should fill in your answers as you go through the test as no additional answer transfer time is provided during computer-delivered IELTS.
Computer hardware requirements	Before the Listening & Speaking tests, you will need to check that your computer is able to play audio and record audio. You will be prompted to test your computer speakers and microphone before starting the practice test.	Not applicable	Computer-delivered IELTS test centres will have all required computer hardware.



**Q. Do I have to complete all four sections to receive a result?**

Yes. In order for our markers to mark your test, you must complete all four sections of the practice test. We are aware that you may take longer than the official test time to complete your practice test due to personal circumstances or interruptions. It is fine to return to the test at your convenience, but your answers cannot be submitted for scoring until the test is complete.

**Q. Why isn't the IELTS Progress Check timed like the real IELTS test?**

The IELTS Progress Check is a tool designed to assist you in your English language test preparation, so we feel you should be allowed to complete it at your own pace. While we recommend completing the Listening, Reading and Writing sections together without pausing (as you will have to on your real test day), we do realise that you may be interrupted or wish to take your time. We also recommend that you time yourself during your practice test to get an idea of how well you would do under real test conditions.

**Q. Can I review my answers during the test?**

Yes. The pace at which you sit the test is up to you and you can review the answers. However, please remember that during the real test you will have time to review your answers *within* each section of the test but once you have moved onto the next section you won't be able to return to the previous one. Therefore, for the most authentic test experience (and to get a realistic score) from your IELTS Progress Check, we recommend sticking to the same conditions as you would have to in the test, wherever possible.

**Q. What happens if I have to stop – or lose access – part of the way through the test?**

Don't worry. Simply go back to IELTS Progress Check via your browser history, bookmarks or the link in your registration email. The answers to the questions you have completed will be saved. However, due to technical restrictions, the Listening and Speaking recording will start again from the beginning. Although if you have already completed and submitted your recordings they will have been saved.

**Q. How do I submit my practice test for marking?**

As soon as you complete the last section, your answers will be submitted for marking automatically.

**Q. How can I pause the test if I need to take a break?**

IELTS Progress Check is not timed. It allows you to enter and exit the test at your convenience and your answers up until your last fully completed answer will be saved. You can exit the test at any stage by closing your browser.

To start the test again after you have closed the browser you will need to log back into IELTS Progress Check, go to 'My Account' and then click 'Start Test'. You can then pick up from where you left off.

Please note that if you exit and restart the test, the Listening and Speaking recording will start again from the beginning (but your answers to the questions you have completed will be saved).

**Q. Can I go back and change my answers?**

You are given an opportunity to review your answers at the end of each test section – Listening, Reading, Writing and Speaking. You can also skip back and forth between questions via the red grid icon in the top right-hand corner of your screen. However, once you have confirmed that you have completed the section, you will not be able to reopen it.

Once you have completed the final section, your answers for all four sections will be submitted for marking. IELTS Progress Check is designed this way to give you the most authentic test experience and the best reflection of your current readiness for the test.

## 3. Results and marking

### Q. When and how will I get my results report?

You will get your results within five days of completing your practice test. You will receive an email with a link to access your results. Alternatively, you can access your results report by logging into the IELTS Progress Check portal and clicking into 'My Account'.

*Remember: This report is not an official IELTS Test Report Form and cannot be used to apply for entry to universities, organisations or for visa purposes. It provides an indicative score based on your practice test performance to give you a good idea of your current English language proficiency.*

### Q. Who is doing the marking?

IELTS practice tests are assessed and scored by official IELTS markers.

Every IELTS Progress Check Report comes with official feedback and an indicative band score to help you improve your preparation for the real test. Your official feedback is chosen by our expert markers from the IELTS band score descriptors most representative of your performance.

### Q. I took more than one practice test. Why are my results different?

You may notice some variability in the indicative score you receive if you take more than one practice test. As with any test, several factors beyond our control can lead to this variability, including test-day issues (such as your mood, state of health or feeling nervous). Another important factor could be the fact that between taking the different practice tests, you may have improved in one or two skill areas, while not maintaining the same level in the other skill areas (i.e., improving in reading and writing, but losing some abilities in speaking and listening).

Rest assured; to ensure the reliability of IELTS we have rigorous quality control of test content and scoring procedures. Markers who score IELTS Progress Check practice tests are trained and certified in standardised marking methods and their performance is regularly monitored.

### Q. I am not happy with my score. Can I request a re-mark?

The indicative scores and feedback you receive for any practice test taken via IELTS Progress Check is final and your test cannot be re-marked.

To ensure the reliability of IELTS we have rigorous quality control of test content and scoring procedures. Markers who score IELTS Progress Check practice tests are trained and certified in standardised marking methods and their performance is regularly monitored.

When it comes to your real IELTS test, if you are concerned that your score is not accurate, you are entitled to apply for a partial or full re-mark of your test directly through your test centre. There is a charge for this service, although it will be refunded if you are awarded a higher band score.

### Q. Can I use my result to apply for study, work or visa applications?

The Progress Check report is not an official IELTS Test Report Form and cannot be used to apply for entry to universities, organisations or for visa purposes. It provides an indicative score based on your practice test performance to give you a good idea of your current English language proficiency.



### Q. How can I change my password?

Change the password for your account by following these steps:

1. Click on **MY ACCOUNT**.
2. Select **Account Details**.
3. Enter your **current password**.
4. Enter your **new password**.
5. Re-enter your password.
6. Select **SAVE CHANGES**.

### Q. How can I change my contact details?

Change your contact details by following these steps:


1. Click on **MY ACCOUNT**.
2. Select **Addresses**.
3. Select **Edit** to change your billing address.

### Q. I need a receipt for my payment.

Once you have completed payment, you will receive an email with your payment details. You can also access payment details through **MY ACCOUNT > ORDERS**.



### Q. I have accidentally added two items to my basket. How can I remove one?

If you have accidentally added more than the intended number of items to your basket, you can remove them by following these steps:

1. Select the  shopping cart icon.
2. Hover over the **Quantity** field. A number selector will become visible.
3. Select the relevant arrow to adjust the quantity.
4. Select **UPDATE BASKET**.

### Q. Can I purchase multiple tests?

If you would like to purchase multiple tests, you can do so by following these steps:

1. Select the  icon.
2. Hover over the **Quantity** field. A number selector will become visible.
3. Select the up arrow  to adjust the quantity.
4. Select **UPDATE BASKET**.

Please note that at present there are 3 IELTS Academic and 2 IELTS General Training practice tests available for purchase:

**IELTS Academic Practice Test**  
#2, #3

**IELTS General Training Practice Test**  
#2, #3, #4

### Q. How can I get a refund?

If you would like to enquire for a refund, please fill out our [Contact Us](#) form online.

Refunds are strictly provided on a case-by-case basis.



### Q. How can I start my IELTS practice test?

Launch your test by following these steps:

1. Click on **MY ACCOUNT**.
2. Select **Dashboard**.
3. Select **Start Test** when you are ready to begin your practice test.

### Q. Can I pause the Listening or Speaking tests?

The Listening and Speaking tests are a recording and cannot be paused.

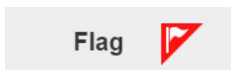
If you would like to restart the Listening or Speaking tests, exit the browser and re-enter the test. The recording will start from the beginning.

### Q. What happens if I exceed the recommended time allowed for the test?

The tests are not timed because they are only practice tests. However, remember that for the most authentic test experience and score, you should time yourself and try to keep within the times allowed in the real test.

### Q. What does the Flag button do?

The flag button highlights pages that you may want to review before you submit your answers. Select the flag from the test dashboard to quickly return to the page you have flagged.



### Q. I can't access IELTS Progress Check via Internet Explorer. What can I do?

Unfortunately, Microsoft Internet Explorer is not supported to run IELTS Progress Check. Don't worry, there is an easy fix. You can take the test using Chrome or Firefox either on your desktop or an Android tablet. If you have an Apple device – you can use Safari. There is also a free App that you can download from the Apple App store that enables you to take IELTS Progress Check on an iPad.


### Q. My audio is not playing and I have missed a part of the Listening test.

Close your browser tab to stop the test. Resolve your audio problem, then restart the test by re-entering the IELTS Progress Check site and reopening the test.

### Q. My microphone is not working for my Speaking test and I have missed part of the test.

Close your browser tab to stop the test. Resolve the microphone problem, then restart the test by re-entering the IELTS Progress Check site and reopening the test.

### Q. My text is not displaying correctly (overlapping).

Open the test in full screen by selecting the  icon at the top right of your browser.



## 5. Technical questions

**Q. I am encountering errors when accessing the Speaking test.**

If you are encountering errors when accessing the Speaking test, you may be using an unsupported browser. You must use Google Chrome or Mozilla Firefox.


**Q. How do I return to my dashboard after completing a section of the test?**


You can return to your dashboard once you have submitted a section of the test through the 'Return to dashboard' link visible upon test completion.

[Return to dashboard](#) or [Logout](#)

**Q. Once I have finished the practice test, can I access the same test again?**

Once you have selected **Finish**, the test will become locked and you will no longer have access to it.


Completed test sections will have a  icon on the test launch icon.



Listening



Reading



Writing



Speaking